



BUCKLE UP!

AAA SCHOOL SAFETY PATROL LESSON PLAN

Grade: K-6

Subject: School Safety

Date: September 2022

Topic: Seat Belts and Safety Seats

Lesson #1

Time: 10 min.

Lesson Focus and Goals: Advisors will teach this lesson to Patrollers giving them the knowledge needed to educate their peers about being safely restrained when riding in a vehicle.

Materials Needed:

- ABC Information Cards
- Activity Sheet
- Buckle Up Pledge

Learning Objectives: Patrollers will work with various grade levels to teach students how and why to safely buckle up when riding in a vehicle by utilizing the flash cards and activities included in this lesson plan.

Structure / Activity:

Train the Trainer for Advisors:

1. Review lesson plan and ABC flash cards with Patrollers at Patrol meeting
2. ABC Flash Cards:
 - a. "A" ALL passengers must buckle up ALL the time (grownups, children, and pets).
 - b. "B" The BACK is where it's at! It doesn't matter how big or small you are, our bones all grow at the same rate and cannot safely sustain the impact of a crash in the front seat until we are 13 years old.
 - c. "C" Cool kids listen for the "CLICK." Make sure your seat belt or car seat harness is properly buckled each time by listening for the "click."
3. Have Patrollers complete the word search activity sheet and sign the buckle up pledge
4. Work with school staff to determine when and how Patrollers can deliver this mini safety lesson to others
 - Ex. Before school, during lunches, video/verbal school announcements, indoor recess

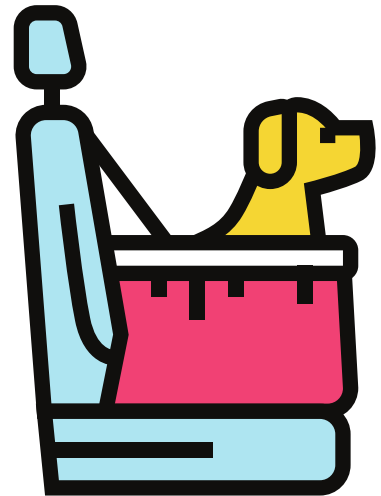
Assessment:

Patrollers and students will be able to recall the ABC's of seat belt safety after reviewing the flash cards and will feel comfortable buckling up and explaining the importance of seat belt safety to others.



A

ALL passengers need to
buckle up ALL the time.
No matter how long or short the trip.





B



The **BACK is where it's at.
Until you are 13 years old.**





C

Listen for the **CLICK.**
Seat belt *and* car seat harness.





BUCKLE UP!

AAA SCHOOL SAFETY PATROL LESSON PLAN

Find the words listed below in the puzzle. Words can go in any direction and can share letters as they cross over each other.

G D U B E X P C J I M Y V F F
F O N N J A X I A V I X W Z H
A J P R W A M E I R C K N I E
M U I T C X F Z V V S A H T V
T A I J A V Z Y Q G V E Z J R
S R E G N E S S A P L L A O G
K H V J K U S J Q S A F E T Y
C A L R R Y D K S A P R U H Q
I R H K I M P E C U A Z R B M
L N N G G C A X E A T O T I W
C E K I L T D L J V B U C Y C
Y S S Y B B K V M G H F E N Q
A S V E E C E V E R Y T R I P
R J L H U D M C W E S U D N V
L T M B G N P M Q X V H R Z V

ALLPASSENGERS

CARSEAT

HARNESS

BACKSEAT

CLICK

SAFETY

BUCKLEUP

EVERYTRIP

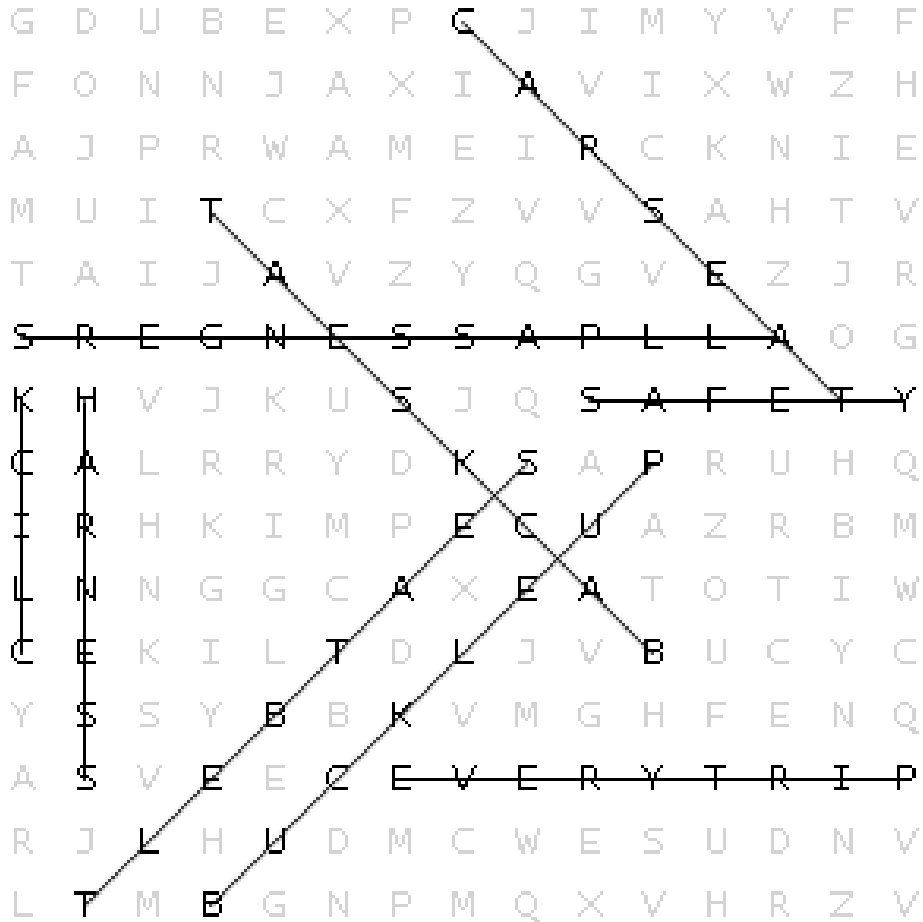
SEATBELT



BUCKLE UP!

AAA SCHOOL SAFETY PATROL LESSON PLAN

ANSWER KEY



ALLPASSENGERS

CARSEAT

HARNESS

BACKSEAT

CLICK

SAFETY

BUCKLEUP

EVERYTRIP

SEATBELT



SAFETY PLEDGE

I promise to practice
passenger safety by:

- **ALWAYS** buckling up no matter how short or long the trip is.
- Encouraging all vehicle occupants to buckle for safety-even pets!
- Always sit in the **BACK SEAT** until at least age 13.
- Listen for the **CLICK** when buckling seat belts and car seat harnesses.

Signed by (name)