



AAA School Safety Patrol

LIFESAVING MEDAL

Deadline for Nominations: **March 8, 2024**

A proud tradition for over 100 years, the AAA School Safety Patrol program now includes more than 679,000 Patrollers in 35,000 U.S. schools! Students who give their time and energy to make the AAA School Safety Patrol a success are encouraged and supported by school officials, parent-teacher groups, law enforcement and AAA Clubs.

The Lifesaving Medal

The AAA School Safety Patrol Lifesaving Medal is the highest award given to a Patroller. Recipients are select Patrollers who, while on duty, have saved the life of a person in imminent danger.

AAA initiated the program to recognize Patrollers for heroic lifesaving acts. Since the Lifesaving Medal's inception in 1949, 441 boys and girls have received the award.

A panel of representatives from the AAA National Office and will select deserving medal recipients from the nominated candidates.

Recommendation Qualifications

The Lifesaving Medal honors a member of any authorized AAA School Safety Patrol when there is conclusive proof that:

- The life of the person saved was in imminent danger.
- The act was performed while the Patroller was on authorized duty, going to or from a duty post, or while on duty as a Bus Patrol member. (NOTE: If the Patroller's duty or location is different than recommended in the AAA School Safety Patrol Operations Manual, the documentation should include local instructions to this effect).
- No negligence on the part of the Patroller caused or contributed to the person rescued being placed in the situation where his or her life was endangered.
- The act occurred from January 2023 to March 2024.

Recommendation Procedures

There are no restrictions on who may recommend a Patroller for a Lifesaving Medal. Anyone who sees or has reliable information on a Patroller performing a lifesaving act may do so. The program Advisor is responsible for approving the initial recommendation and should investigate all circumstances surrounding the act. The recommendation process has four steps:

1. Complete the official Recommendation Form.
2. Gather supporting material.
3. Diagram the lifesaving incident.
4. Submit all material to your AAA club by the deadline.

Important!

The more detail you can provide in the application packet, the better. Please be sure all sections are filled out completely, and all supporting documentation is included with your submission.

Item 1: Recommendation Form

The Recommendation Form is used to review the case. It must be filled out neatly, accurately and completely. The more detailed the information, the better.

Item 2: Supporting Material

Supporting documentation must substantiate and clarify the act described on the Recommendation Form. When possible, include:

- Descriptive signed statement from the witness or witnesses
- Descriptive statements from:
 - The operator of the vehicle(s) involved in the incident
 - The person(s) rescued
 - The nominee
- Letter from the school principal, a teacher or the Patrol Advisor indicating:
 - Whether the Patroller was on duty at his or her specific station
 - Where other Patrollers on duty were stationed
 - What other Patrollers on duty were doing
- Photographs and/or video of the scene
- Police report(s) if the incident was investigated
- If available, media articles and pictures pertaining to the incident

Item 3: Diagram and Photograph

A clear, accurate diagram on an unlined sheet of paper at least 8½" x 11" in size must depict the circumstances surrounding the entire lifesaving sequence (see sample diagram on page 3). You may draw your own or use the blank diagram on page 7. Photos of the school zone, Patroller and other details are also encouraged. When possible, the diagram should:

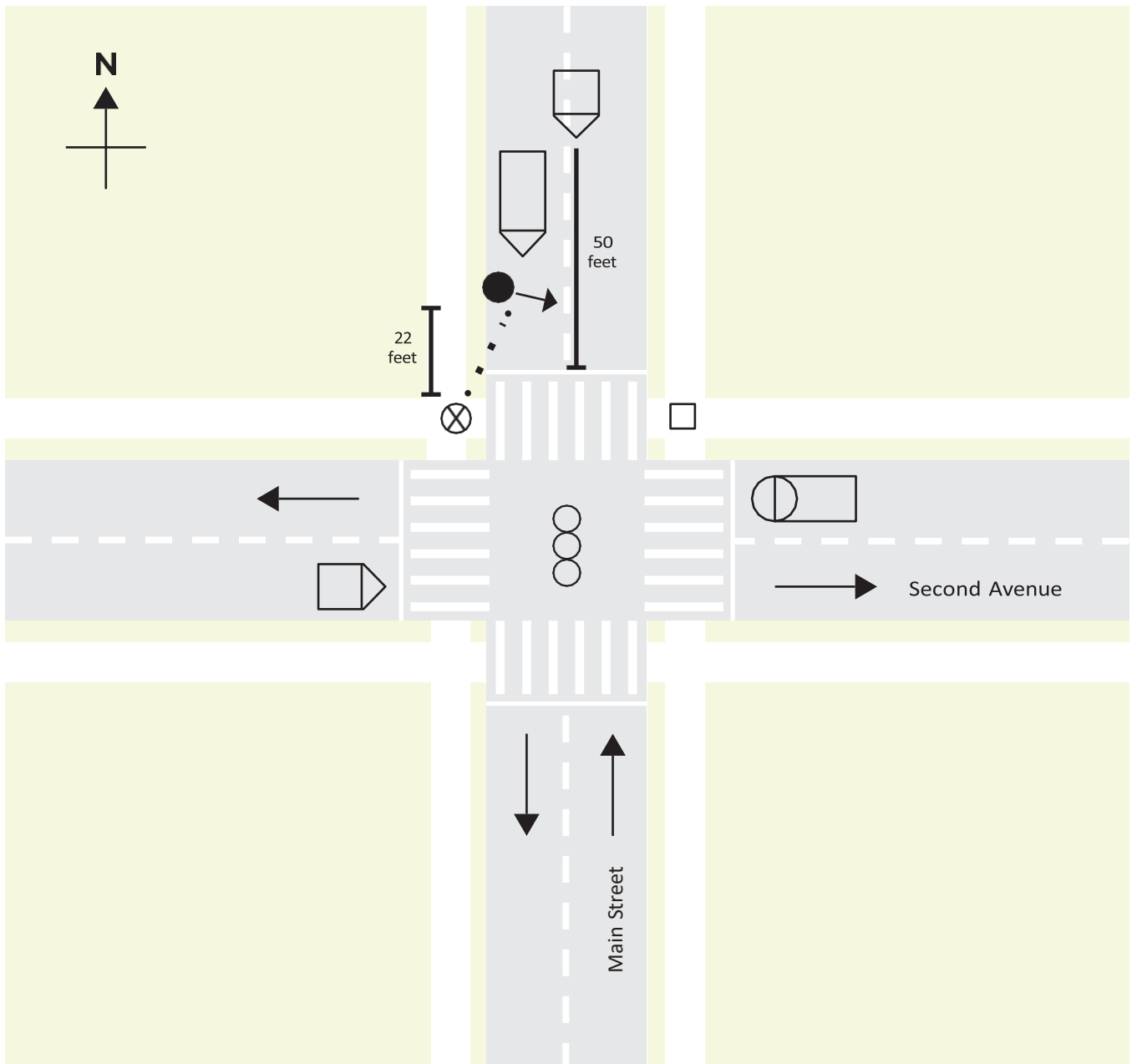
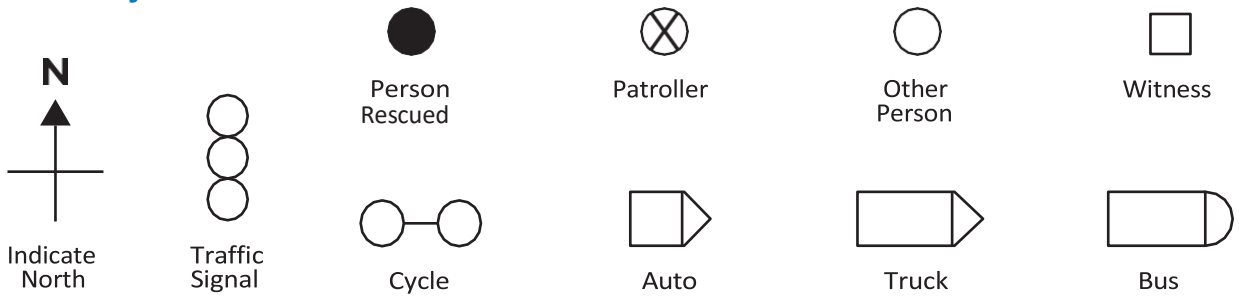
- Use solid lines to outline the roadway, sidewalks and nearby vicinity at the scene of the incident
- Indicate obstructions, such as parked cars, trucks, trees or buildings, that blocked the views of the Patroller, vehicle driver or pedestrian
- Mark the locations of the person(s) and vehicle(s) involved at the moment the Patroller realized the danger
- Use solid lines to show the paths of the endangered person(s) and vehicle(s) before the Patroller acted
- Use dotted lines to show the paths of the Patroller, rescued person(s) and vehicle(s) after the Patroller initiated action
- Indicate the direction and estimated speed of the vehicle(s) involved
- Indicate the location of traffic signs, signals, crosswalks, police officers, witnesses and others involved
- Show relevant distances, street widths and roadway directions (i.e., one- or two-way)

Item 4: Submitting Recommendations

- Lifesaving acts performed during the current school year are eligible for consideration.
- The deadline to submit recommendations is .
- Recommendations should be submitted as soon as possible so that necessary documentation can be obtained while the information is still fresh.
- If the lifesaving incident takes place after the submission deadline or close enough to it that documentation cannot be compiled in time, the case will be considered for the following year. If a delay occurs due to another cause, please explain fully.

Sample Diagram

Symbol Key





AAA School Safety Patrol

LIFESAVING MEDAL

Recommendation Form

* Names will appear on awards exactly as they are listed below. Please verify spellings of names and school. If writing, print clearly.

School Information

*School Name: _____ Address: _____
City: _____ State: _____ ZIP/Postal Code: _____
Contact Name: _____ Title: _____
Phone: _____ Email: _____

Persons Involved

Patroller

*Patroller Name (First, Middle, Last): _____ Date of Birth: _____
Address: _____
City: _____ State: _____ ZIP/Postal Code: _____
Length of Service (Months): _____ Type of Duty: Regular Substitute
Parent(s) Name(s): _____
Phone: _____ Email: _____

Person Rescued

Name: _____ Age: _____
Address: _____
City: _____ State: _____ ZIP/Postal Code: _____
Injuries: _____
Parent(s) Name(s): _____
Phone: _____ Email: _____

Date and Location

Date of Action: _____ Time: _____
At Intersection (Name of Cross Streets): _____ and: _____
If Not at Intersection (Name of Nearest Street): _____
Number of Feet from Nearest Street: _____ Direction: North South East West
Posted Speed Limit: _____ Volume of Traffic: Heavy Moderate Light

Vehicles Involved

Driver's Name: _____ Address: _____

City: _____ State: _____ ZIP/Postal Code: _____

Type of Vehicle: _____ Condition of Vehicle: _____

Damage to other vehicles or property: _____

Action of driver: _____

Violations (Exceeding speed limit, etc.): _____ Driver issued a summons? Yes No

Valid license: Yes No

Conditions

Weather: Clear Cloudy Raining Snowing Fog Temperature: _____°F

Road Condition: Dry Wet Snow Ice Slick (mud/oil) Other: _____

Road Surface: Concrete Asphalt Brick Gravel Unpaved Other: _____

Road Character: Straight Curves Level Upgrade Downgrade Hillcrest

Locality: Industrial Shopping/Business School Playground Residential Other: _____

(Check one, indicating that 50 percent or more of area along street for 300 ft. was):

Description of Occurrence

Rescued person was: On the way to school Going home Other: _____

Rescued person used route: Always Frequently Rarely

Rescued person's clothing was: Light Dark Other: _____

Traffic lanes: Unmarked Marked Separated Other: _____

Traffic controls: None Signs Traffic signals Pedestrian control devices Police officer Adult crossing guard

Please consider carefully when estimating speeds and distances. Attach diagram to illustrate this information

At the moment the Patroller realized a person was in danger, what was:

(a) The location/distance of the vehicle from the Patroller on duty? _____

(b) The location/distance of the vehicle from the person in danger? _____

(c) The direction the vehicle was traveling? _____

(d) The estimated speed of the vehicle? _____

Action of person in danger?

Action of Patroller?

Recommended by

Name: _____ Occupation: _____

Signature: _____

If recommender did not see the act, what is the basis for the recommendation? _____

Witnesses

We, the undersigned, witnessed the reported lifesaving act, find the facts to be true and correct, and submit our own description of what happened:

1. Name: _____ Occupation: _____ Age: _____

Address: _____

City: _____ State: _____ ZIP/Postal Code: _____

2. Name: _____ Occupation: _____ Age: _____

Address: _____

City: _____ State: _____ ZIP/Postal Code: _____

3. Name: _____ Occupation: _____ Age: _____

Address: _____

City: _____ State: _____ ZIP/Postal Code: _____

Reviewer

I have investigated this recommendation, find the reported facts to be correct, and endorse the recommendation for a Lifesaving Medal award.

AAA School Safety Patrol Advisor signature: _____ Date: _____

Attest Nomination:

Principal signature: _____ Date: _____

City: _____ State: _____

Police Safety Officer signature: _____ Date: _____

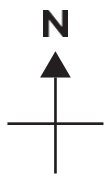
City: _____ State: _____

Submitting Recommendations

Submit completed recommendations by **March 8, 2024** , to your local AAA club.

Diagram

Symbol Key



Indicate North



Traffic Signal



Person Rescued



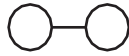
Patroller



Other Person




Witness




Cycle



Auto



Truck



Bus

