












# I Spy Spring Safety



Count how many of each picture you can find and write the number in the boxes below.



|   |   |   |   |   |  |   |   |
|---|---|---|---|---|--|---|---|
|  |  |  |  |  |  |  |  |
| <input type="text"/>  | <input type="text"/>  | <input type="text"/>  | <input type="text"/>  | <input type="text"/>  | <input type="text"/>   | <input type="text"/>  | <input type="text"/>  |



# I Spy Spring Safety



As the days get warmer and we begin to play outside, here are some spring safety tips to remember:

## Word Bank

playground rain lightening crosswalks helmet

- 1** Rainy weather can cause slippery \_\_\_\_\_ for both pedestrians and cars. Always look left, right, left before crossing the road.
- 2** Did you grow over the winter? Make sure your bicycle and \_\_\_\_\_ fit you properly.
- 3** When heading to the \_\_\_\_\_, make sure the equipment has not become damaged over the winter and is still safe to play on.
- 4** If you are outside and see \_\_\_\_\_ or hear thunder roar, make sure you quickly head indoors.
- 5** Never play in or near areas that have flooded with \_\_\_\_\_.

