



PEDESTRIAN SAFETY

AAA SCHOOL SAFETY PATROL LESSON PLAN

Grade: K-6

Subject: School Safety

Date: October 2022

Topic: Pedestrian Safety

Lesson #2

Time: 10 min.

Lesson Focus and Goals: Advisors will teach this lesson to Patrollers who will have the knowledge needed to educate their peers about being safe on and near the roads. Lessons should take place prior to National Walk to School Day especially for schools planning school wide events.

Materials Needed:

- "Where do we walk?" Activity Sheet
- Safety Flashcards
- Safety Poster Template

Learning Objectives: Advisors will teach Patrollers how to practice pedestrian safety when on and near the roads by utilizing the flash cards and activities included in this lesson plan.

Structure / Activity:

1. Fill out the "Where do we walk?" worksheet with Patrollers individually or as a group. Brainstorm the different areas where it's important to practice pedestrian safety. (School pick-up/drop-off line, neighborhood, walking to the park or store, parking lot, etc.)
2. Discuss.
3. Review "6 Safety Tips" safety flashcards with Patrollers.
 - a. Always look LEFT, RIGHT, LEFT before crossing the street.
 - b. Always cross at a crosswalk and utilize sidewalks when available.
 - c. Make eye contact with drivers before entering the roadway.
 - d. Never run out into the road or off of the school bus.
 - e. Always be alert for cars entering and exiting driveways or parking spots.
 - f. Be visible and stay alert when near the road. Put away phones, headphones, toys.
4. Have Patrollers create safety posters explaining one of the pedestrian safety tips they have learned. Hang posters throughout the school.
5. Patrollers may choose to use flashcards to teach mini safety lessons to their peers.

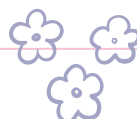
Assessment:

Patrollers and students will be able to recall the six safe pedestrian habits either verbally or by drawing them on a poster after completing the lesson.



Pedestrians:

Where do we walk?



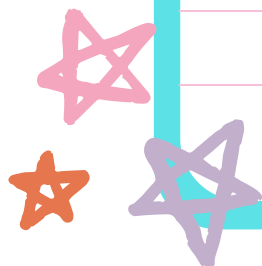
1.

2.

3.

4.

5.



1.

Always look **LEFT, RIGHT, LEFT**
before crossing the street.



2.

Always cross at a crosswalk and use sidewalks when available.



3.

Make eye contact with drivers
before entering the road.




4.

Never run into the road when crossing or exiting the school bus.




5.

Always be alert for cars
entering and exiting driveways
and parking spots.



6.

Be visible and stay alert when on
or near the road.





Be a safe pedestrian.

